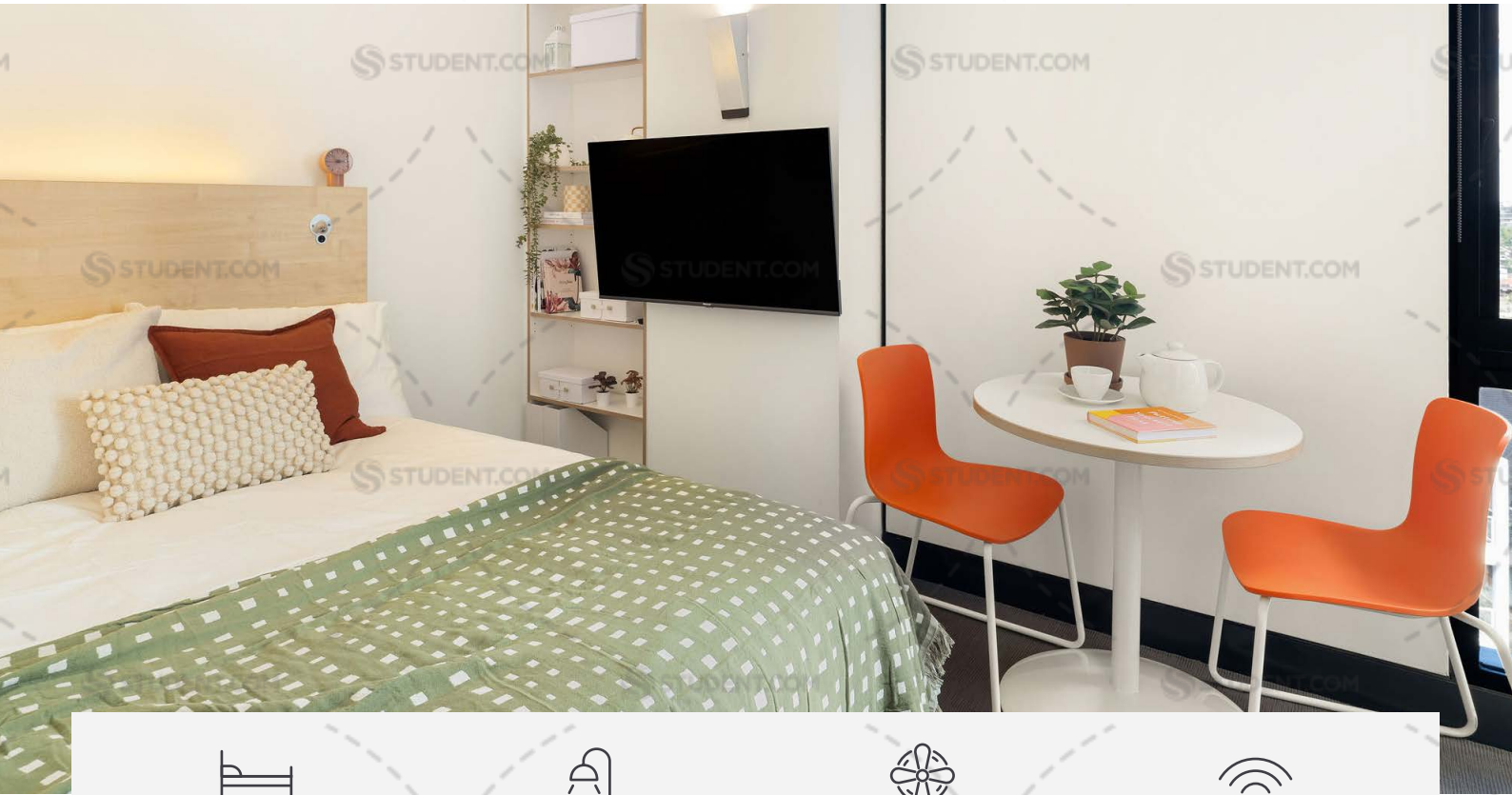




STUDENT.COM

# IGLU CHATSWOOD

## SUPERIOR STUDIO APARTMENTS



Sleeps 1



Private bathroom



Air conditioning



Unlimited wi-fi



Our studios are designed to maximise a shared student living experience, with everything you need for eating, sleeping and studying.

- › Each studio has a private ensuite bathroom and air-conditioning
- › Features well-appointed kitchenette with eating area for self-catering
- › Unlimited high-speed wi-fi is included and available throughout

## INSIDE THE STUDIO

All images are illustrative only and indicative of Iglu's finishes and features.



## FEATURES AND INCLUSIONS

### PRIVATE STUDIO APARTMENT

- › Secure swipe card
- › Double bed with under-bed storage
- › Ensuite bathroom
- › Air-conditioning / heating
- › HD television with Apple TV
- › Study desk, lamp, table and chairs
- › Pinboard and bookshelf
- › Built-in wardrobe and full length mirror
- › Kitchenette with microwave, cooktop, refrigerator, kettle and toaster
- › Acoustic louvre windows

### ENSUITE BATHROOM

- › Shower
- › Toilet
- › Basin
- › Mirror
- › Towel rail
- › Exhaust fan
- › Storage cabinet and shelving

♿ Accessible apartments available

Located on levels 1 to 7, Superior studios are more spacious mid-range studios at Iglu Chatswood.



### ONE HANDY ALL-INCLUSIVE FEE

Your weekly rent includes all of this plus your water, electricity, access to 24/7 onsite support and lots of cool events.

## IGLU CHATSWOOD

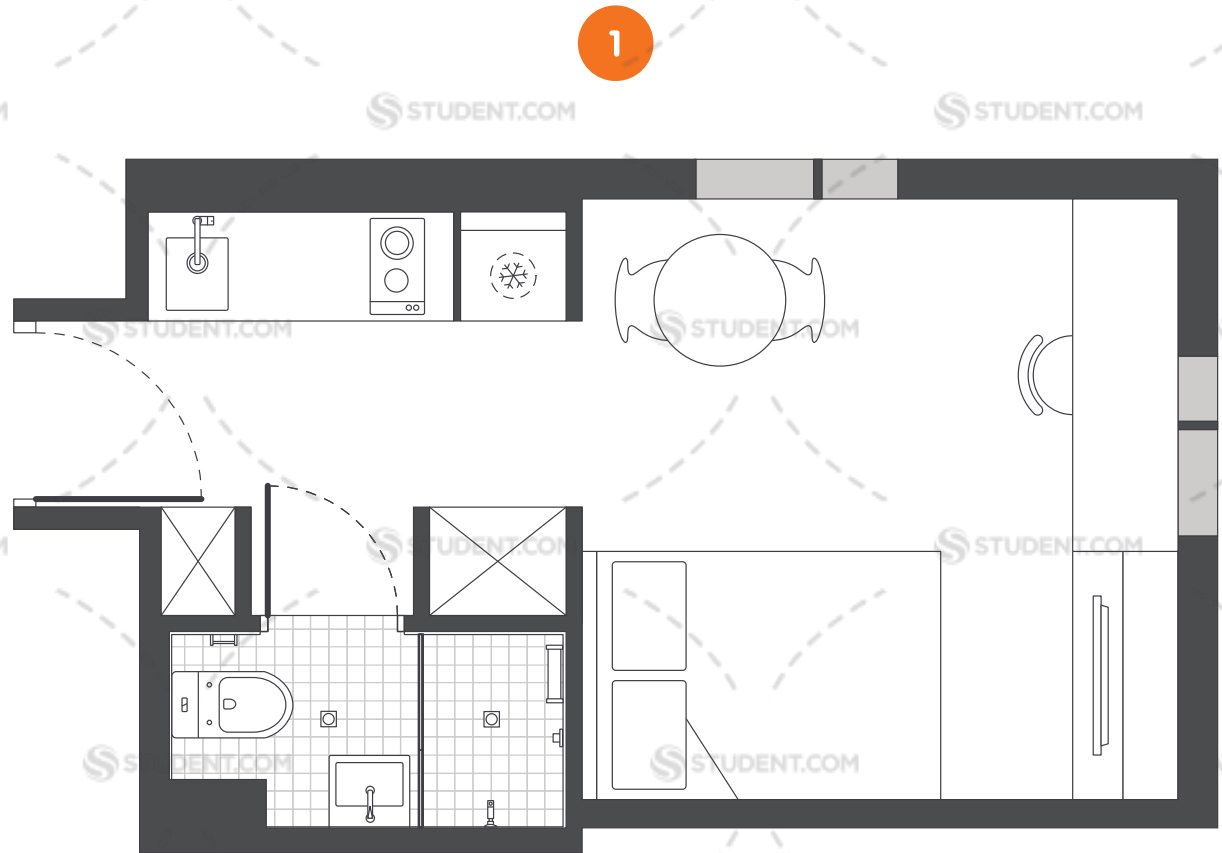
### SUPERIOR STUDIO APARTMENTS

#### MATTRESS SIZE

- › Double bed: 137 x 187 cm

#### STUDIO LAYOUT 01

- › Located on levels 1 to 7
- › Approx. 20m<sup>2</sup>



Room allocations are based on availability.

All floorplans are illustrative only and indicative of Iglu's finishes and features.

 Refrigerator unit  Shelving / storage  Window / glass



## IGLU CHATSWOOD

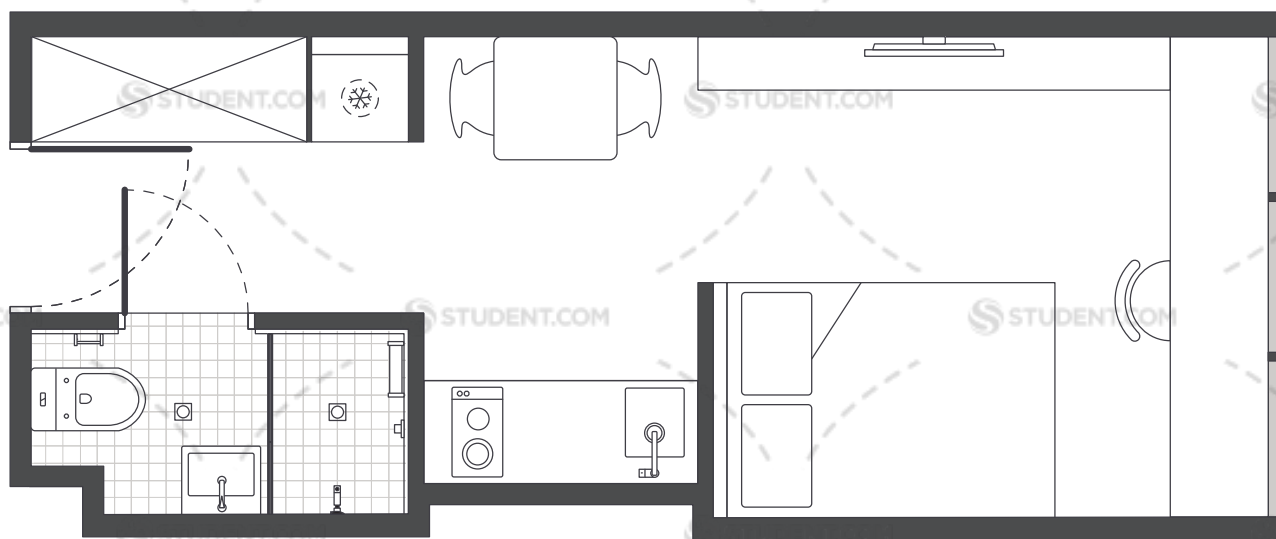
### SUPERIOR STUDIO APARTMENTS

#### MATTRESS SIZE

- › Double bed: 137 x 187 cm

#### STUDIO LAYOUT 02

- › Located on levels 2 to 7
- › Approx. 21m<sup>2</sup>



Room allocations are based on availability.

All floorplans are illustrative only and indicative of Iglu's finishes and features.

❄ Refrigerator unit    ☒ Shelving / storage    ■ Window / glass

## IGLU CHATSWOOD

### SUPERIOR STUDIO APARTMENTS

#### MATTRESS SIZE

- › Double bed: 137 x 187 cm

#### STUDIO LAYOUT 03

- › Located on levels 2 to 7
- › Approx. 20m<sup>2</sup>

Room allocations are based on availability.

All floorplans are illustrative only and indicative of Iglu's finishes and features.

3



Refrigerator unit



Shelving / storage



Window / glass

Key

## IGLU CHATSWOOD

### SUPERIOR STUDIO APARTMENTS

#### MATTRESS SIZE

- › Double bed: 137 x 187 cm

#### STUDIO LAYOUT 04

- › Located on levels 2 to 7
- › Approx. 20m<sup>2</sup>



Room allocations are based on availability.

All floorplans are illustrative only and indicative of Iglu's finishes and features.

❄ Refrigerator unit    ☒ Shelving / storage    ■ Window / glass